

NYM 2 x (1.5 - 35) mm² 300/500 V

Cu / PVC / PVC

(Copper Conductor, PVC Insulated, PVC Sheathed)

Standard Specification : SNI 04-6629.4 : 2006

Construction Data

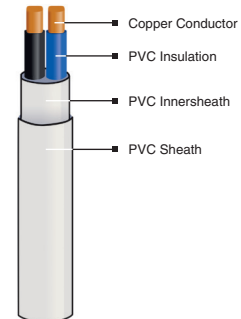
Nom. Cross Section Area	Overall Diameter	Cable Weight
	approx.	approx.
mm ²	mm	kg/km
1.5	9.5	116
2.5	10.5	157
4	11.5	203
6	12.5	262
10	16.0	426
16	19.0	638
25	23.0	962
35	26.0	1,270

APPLICATION :

For building wire installed in conduit in dry location and interwiring in switch board and control panel, inherently flame retardant in compliance with IEC 60332-1.

Special Features on Request

- Tinned Coated Copper Conductor
- Fire Resistance
- Oil Resistance
- Flame Retardant Cat. A, B, C
- Heat Resistance
- Nylon Coated



Note :

Conductor Shaped

1.5 - 10 sqmm supplied in solid (re) or non compacted circular stranded (rm) conductor shape
16 - 35 sqmm supplied in non compacted circular stranded (rm) conductor shape

Tinned Coated Copper Conductor

Electrical properties for tinned coated copper conductor will be submitted upon request

Standard Packing

1.5 - 4 sqmm supplied in coil @ 100 m or in wooden drum @ 1000/2000 m
6 - 35 sqmm supplied in wooden drum @ 1000 m
Length tolerance per drum ±2%.

Electrical Data

Nom. Cross Sect. (mm ²)	Conductor		Insulation	Inductance (mH/km)	Current-Carrying Capacity at 30° C * in air Max. (A)	Short circuit current at 1 sec Max. (kA)
	DC Resistance at 20° C Max. (Ω/km)	AC Resistance at 70° C Max. (Ω/km)	Insulation Resistance at 70° C Min. (M.Ω.km)			
1.5	12.1	14.478	0.010	0.329	19	0.17
2.5	7.41	8.866	0.009	0.318	25	0.29
4	4.61	5.516	0.0077	0.297	34	0.46
6	3.08	3.685	0.0065	0.281	44	0.69
10	1.83	2.190	0.0065	0.278	61	1.15
16	1.15	1.376	0.0052	0.255	82	1.84
25	0.727	0.870	0.0050	0.252	108	2.88
35	0.524	0.627	0.0044	0.244	134	4.03

* Further information about rating factor for certain cable arrangement can be found on supplementary technical information

NYM 3 x (1.5 - 35) mm² 300/500 V

Cu / PVC / PVC

(Copper Conductor, PVC Insulated, PVC Sheathed)

Standard Specification : SNI 04-6629.4 : 2006

Construction Data

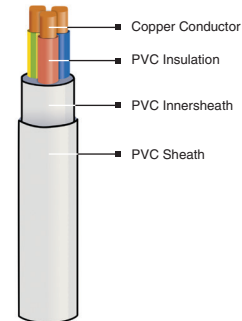
Nom. Cross Section Area	Overall Diameter	Cable Weight
	approx.	approx.
mm ²	mm	kg/km
1.5	10.0	136
2.5	11.0	186
4	12.0	246
6	13.5	335
10	17.0	527
16	20.5	816
25	24.5	1,229
35	27.5	1,601

APPLICATION :

For building wire installed in conduit in dry location and interwiring in switch board and control panel, inherently flame retardant in compliance with IEC 60332-1.

Special Features on Request

- Tinned Coated Copper Conductor
- Fire Resistance
- Oil Resistance
- Flame Retardant Cat. A, B, C
- Heat Resistance
- Nylon Coated



Note :

Conductor Shaped

1.5 - 10 sqmm supplied in solid (re) or non compacted circular stranded (rm) conductor shape
16 - 35 sqmm supplied in non compacted circular stranded (rm) conductor shape

Tinned Coated Copper Conductor

Electrical properties for tinned coated copper conductor will be submitted upon request

Standard Packing

1.5 - 4 sqmm supplied in coil @ 100 m or in wooden drum @ 1000/2000 m
6 - 35 sqmm supplied in wooden drum @ 1000 m
Length tolerance per drum ±2%.

Electrical Data

Nom. Cross Sect. (mm ²)	Conductor		Insulation	Inductance (mH/km)	Current-Carrying Capacity at 30° C * in air Max. (A)	Short circuit current at 1 sec Max. (kA)
	DC Resistance at 20° C Max. (Ω/km)	AC Resistance at 70° C Max. (Ω/km)	Insulation Resistance at 70° C Min. (M.Ω.km)			
	1.5	12.1	14.478			
2.5	7.41	8.866	0.009	0.318	25	0.29
4	4.61	5.516	0.0077	0.297	34	0.46
6	3.08	3.685	0.0065	0.281	44	0.69
10	1.83	2.190	0.0065	0.278	61	1.15
16	1.15	1.376	0.0052	0.255	82	1.84
25	0.727	0.870	0.0050	0.252	108	2.88
35	0.524	0.627	0.0044	0.244	134	4.03

* Further information about rating factor for certain cable arrangement can be found on supplementary technical information

NYM 4 x (1.5 - 35) mm² 300/500 V

Cu / PVC / PVC

(Copper Conductor, PVC Insulated, PVC Sheathed)

Standard Specification : SNI 04-6629.4 : 2006

Construction Data

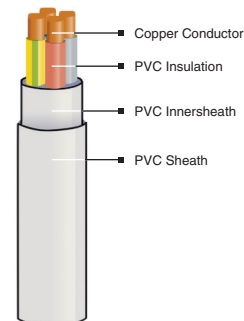
Nom. Cross Section Area	Overall Diameter	Cable Weight
	approx.	approx.
mm ²	mm	kg/km
1.5	10.5	161
2.5	12.0	224
4	13.5	311
6	15.5	424
10	18.5	648
16	22.5	1,027
25	27.5	1,579
35	30.0	2,026

APPLICATION :

For building wire installed in conduit in dry location and interwiring in switch board and control panel, inherently flame retardant in compliance with IEC 60332-1.

Special Features on Request

- Tinned Coated Copper Conductor
- Fire Resistance
- Oil Resistance
- Flame Retardant Cat. A, B, C
- Heat Resistance
- Nylon Coated



Note :

Conductor Shaped

1.5 - 10 sqmm supplied in solid (re) or non compacted circular stranded (rm) conductor shape
16 - 35 sqmm supplied in non compacted circular stranded (rm) conductor shape

Tinned Coated Copper Conductor

Electrical properties for tinned coated copper conductor will be submitted upon request

Standard Packing

1.5 - 2.5 sqmm supplied in coil @ 100 m or in wooden drum @ 1000/2000 m
4 - 35 sqmm supplied in wooden drum @ 1000 m
Length tolerance per drum ±2%.

Electrical Data

Nom. Cross Sect. (mm ²)	Conductor		Insulation	Inductance (mH/km)	Current-Carrying Capacity at 30° C * in air Max. (A)	Short circuit current at 1 sec Max. (kA)
	DC Resistance at 20° C Max. (Ω/km)	AC Resistance at 70° C Max. (Ω/km)	Insulation Resistance at 70° C Min. (M.Ω.km)			
	1.5	12.1	14.478			
2.5	7.41	8.866	0.009	0.318	25	0.29
4	4.61	5.516	0.0077	0.297	34	0.46
6	3.08	3.685	0.0065	0.281	44	0.69
10	1.83	2.190	0.0065	0.278	61	1.15
16	1.15	1.376	0.0052	0.255	82	1.84
25	0.727	0.870	0.0050	0.252	108	2.88
35	0.524	0.627	0.0044	0.244	134	4.03

* Further information about rating factor for certain cable arrangement can be found on supplementary technical information

NYM 5 x (1.5 - 35) mm² 300/500 V

Cu / PVC / PVC

(Copper Conductor, PVC Insulated, PVC Sheathed)

Standard Specification : SNI 04-6629.4 : 2006

Construction Data

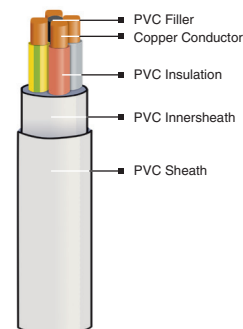
Nom. Cross Section Area	Overall Diameter	Cable Weight
	approx.	approx.
mm ²	mm	kg/km
1.5	11.5	198
2.5	13.0	278
4	15.0	400
6	16.5	524
10	20.0	805
16	25.0	1,274
25	30.0	1,927
35	33.5	2,514

APPLICATION :

For building wire installed in conduit in dry location and interwiring in switch board and control panel, inherently flame retardant in compliance with IEC 60332-1.

Special Features on Request

- Tinned Coated Copper Conductor
- Fire Resistance
- Oil Resistance
- Flame Retardant Cat. A, B, C
- Heat Resistance
- Nylon Coated



Note :

Conductor Shaped

1.5 - 10 sqmm supplied in solid (re) or non compacted circular stranded (rm) conductor shape
16 - 35 sqmm supplied in non compacted circular stranded (rm) conductor shape

Tinned Coated Copper Conductor

Electrical properties for tinned coated copper conductor will be submitted upon request

Standard Packing

1.5 - 2.5 sqmm supplied in coil @ 100 m or in wooden drum @ 1000/2000 m
4 - 35 sqmm supplied in wooden drum @ 1000 m
Length tolerance per drum ±2%.

Electrical Data

Nom. Cross Sect. (mm ²)	Conductor			Insulation Resistance at 70° C Min. (M.Ω.km)	Inductance (mH/km)	Current-Carrying Capacity at 30° C * in air Max. (A)	Short circuit current at 1 sec Max. (kA)
	DC Resistance at 20° C Max. (Ω/km)	AC Resistance at 70° C Max. (Ω/km)	Insulation Resistance at 70° C Min. (M.Ω.km)				
	1.5	12.1	14.478	0.010	0.329	19	0.17
2.5	7.41	8.866	0.009	0.318	25	0.29	
4	4.61	5.516	0.0077	0.297	34	0.46	
6	3.08	3.685	0.0065	0.281	44	0.69	
10	1.83	2.190	0.0065	0.278	61	1.15	
16	1.15	1.376	0.0052	0.255	82	1.84	
25	0.727	0.870	0.0050	0.252	108	2.88	
35	0.524	0.627	0.0044	0.244	134	4.03	

* Further information about rating factor for certain cable arrangement can be found on supplementary technical information